




- Common mode impedance surpasses 100 and 1300 at 100MHz.
- Applicable for the miniaturization required to reduce the size and weight of portable equipment.
- Rated voltage up to 80V.
- Operating temperature -40 C to +125 C
- RoHS compliant and AEC-Q200 qualified



ELECTRICAL SPECIFICATION @ 25°C

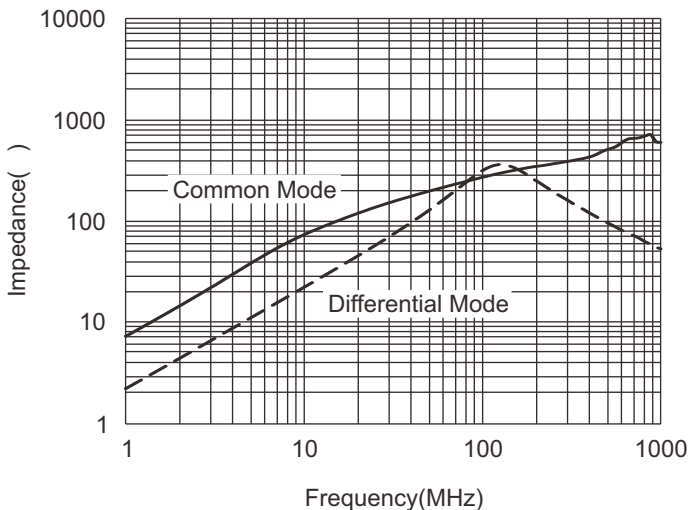
Part Number	Impedance at 100MHz (Min)	Impedance at 100MHz (Typ)	DCR (m Max)	Rated Current Idc (A Max)	Insulation Resistance (M Min)	Rated Volatge Edc (V Max)	Marking (CM-xxx)
ACM7060S-101F	100	140	10	9.0	10	50	CM-101
ACM7060S-301F	225	300	10	5.0	10	50	CM-301
ACM7060S-501F	275	350	10	5.0	10	50	CM-501
ACM7060S-701F	500	700	15	4.0	10	57	CM-701
ACM7060S-102F	800	1020	17	3.0	10	80	CM-102
ACM7060S-132F	910	1300	25	2.5	10	80	CM-132

Notes:

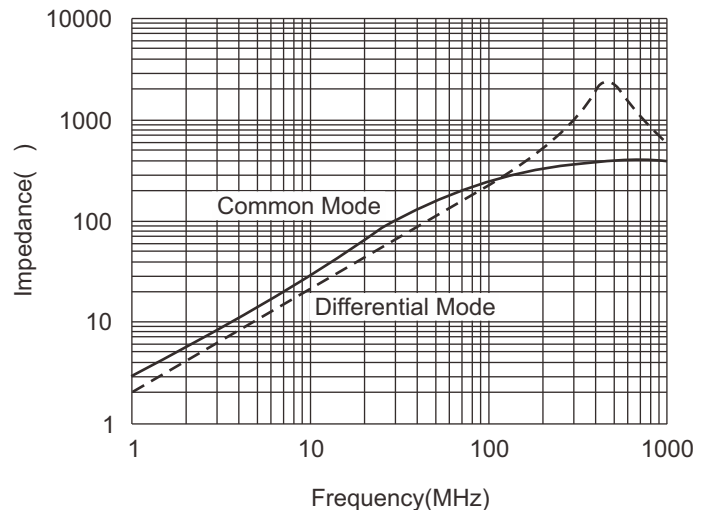
- Inductance is measured at 100MHz.
- The part temperature (ambient temperature + temperature rise) should not exceed the upper limit of the operating temperature under worst case operating conditions. Circuit design, component placement, PWB trace size and thickness, airflow and other cooling provisions all affect the part temperature. Part temperature should be verified in the end application.

TYPICAL IMPEDANCE CURVES

ACM7060S-101F



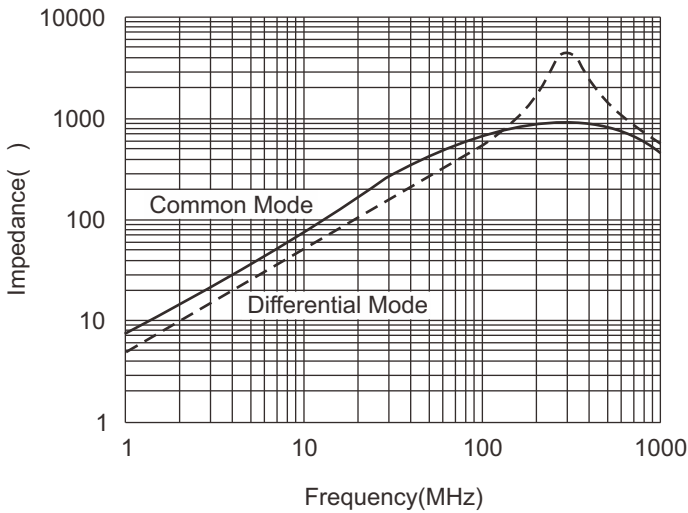
ACM7060S-301F



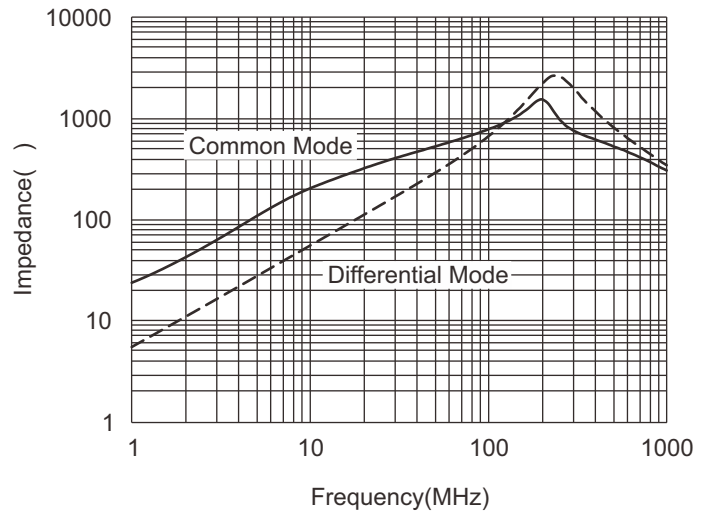


TYPICAL IMPEDANCE CURVES

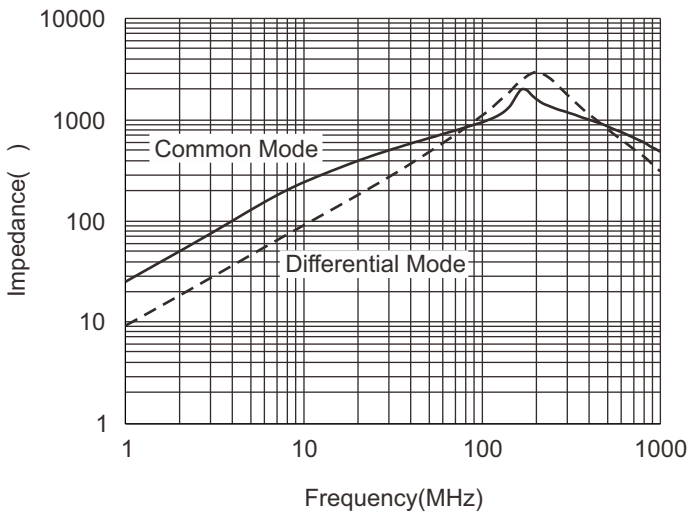
ACM7060S-501F



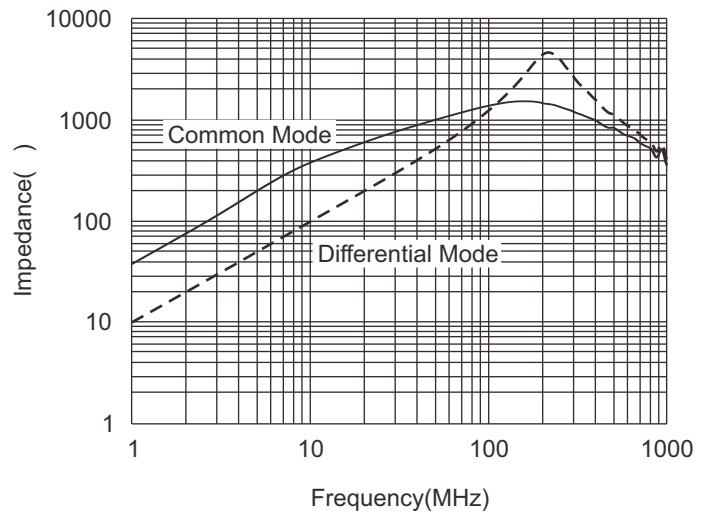
ACM7060S-701F



ACM7060S-102F

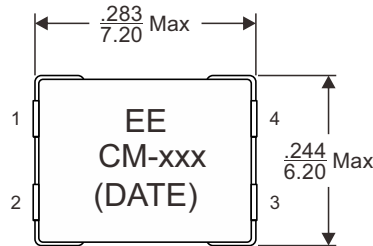


ACM7060S-132F

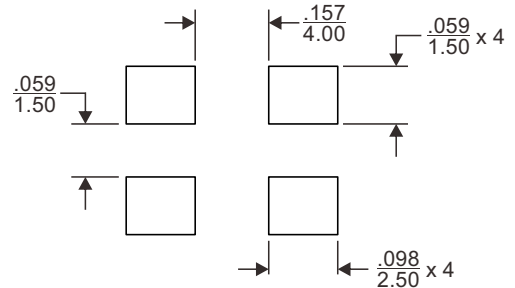
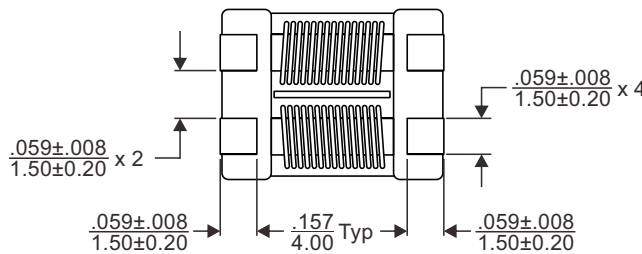




MECHANICAL DIMENSIONS



Gauge Plan or Reference Plane



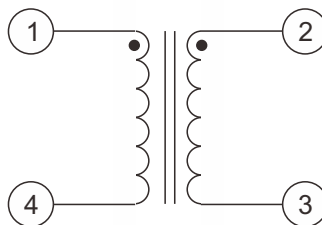
Recommended Pad Layout

Notes:

- 3. All dimensions are specified in inches with higher precedence in mm.
- 4. Unless otherwise specified, all tolerances are $\pm \frac{.010}{0.25}$.

Weight (in gram)	: 3.15 typ.
Tape & Reel	: 2000 / reel

SCHEMATICS



FOR MORE INFORMATION, PLEASE CONTACT

HEADQUARTER
FLAT G, 5/F, Valiant Industrial Centre,
2-12 Au Pui Wan Street, Fotan, Shatin, N.T.
Hong Kong
Tel: (852) 2954 3027 Fax: (852) 2954 3304
Email: eempl@eleceltek.com
Website: <http://www.eleceltek.com> / www.eemagnetic.com

Information herein is for reference only and subject to change without notice. It does not constitute any representation, warranty or commitment of the company in respect of the products in any aspect. All logos, brands and product names mentioned herein are trademarks or registered trademarks of their respective owners. The company does not assume any liability arising out of the application or use of any product or circuit described herein. Copyrights 2009, E & E Magnetic Products Limited.